

Isolating-/Control-transformers, IPoo


Type SU

Open single-phase isolating-/control-transformer designed and tested according to EN61558-2-4.

Separate insulated windings and protected against dust, humidity and corrosion through complete impregnation in heat tempered varnish. Produced according to DNV, Lloyds register of shipping and Bureau Veritas regulations which include 45°C ambient temperature. Compact design, fixed installation, easy mounting in cabinets or switchboards. Even though the transformer is protected against involuntary contact with live parts it has to be mounted in cover. Special designed metal plate covers (page 3-12) on request. Custom designed models on request.

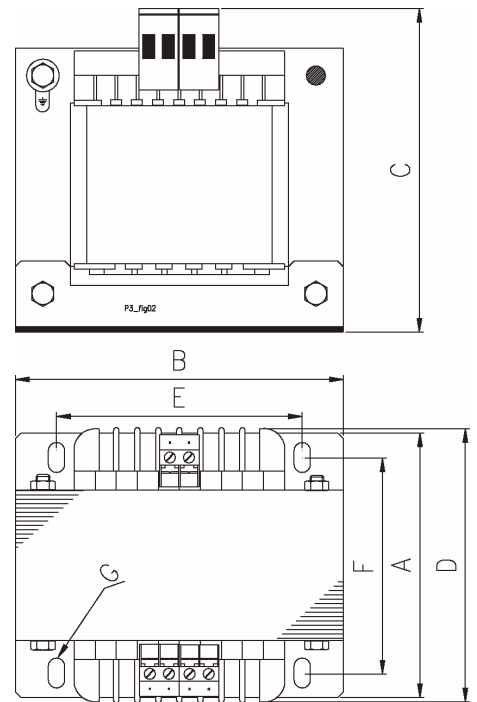
Applications:

Industrial isolating-/control-transformer designed for contactor installation in processing industry, ship building and switchboards. Suitable for installation which require protective separation between input and output. To make your transformer choice easier Noratel have tested the SU-transformers with some common contactors on page 3-18 & 3-19. The transformer must be protected against overload and short circuit in the installation.



Dimensions - weight (mm - kg)

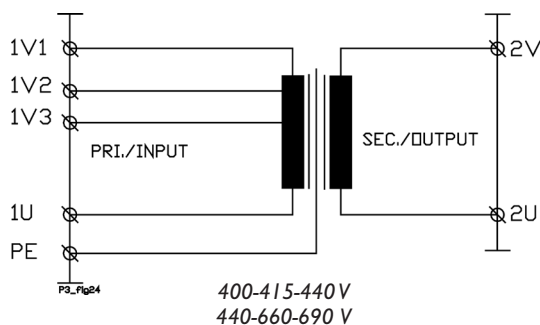
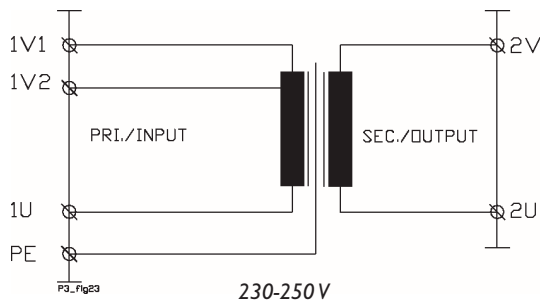
Type	Dimensions (mm)							Wt (Kg)
	A	B	C	D	E	F	G	
SU60A	47	60	75	65	44	35	3,5x7	0,6
SU60B	57	60	75	75	44	45	3,5x7	0,8
SU66A	54	66	80	67	50	42	4x9	0,7
SU66B	65	66	80	78	50	52	4x9	1,0
SU78A	58	78	89	69	56	45	5x9	1,2
SU78B	67	78	89	80	56	54	5x9	1,5
SU84A	60	84	93	72	64	46	5x9	1,4
SU84B	74	84	93	86	64	60	5x9	1,9
SU96A	76	96	104	80	84	59	6x11	2,3
SU96B	86	96	104	90	84	69	6x11	2,8
SU96C	100	96	104	100	84	85	6x11	3,5
SU120A	86	120	120	88	90	69	6x11	4,2
SU120B	98	120	120	100	90	81	6x11	5,1
SU120C	117	120	120	120	90	101	6x11	6,6
SU150A	103	150	147	108	122	83	7x13	8,1
SU150B	120	150	147	125	122	100	7x13	9,9
SU150C	147	150	147	150	122	127	7x13	13,3
SU174B	125	174	154	138	135	107	7x13	14,7
SU174C	157	174	154	168	135	137	7x13	19,9
SU195A	126	180	222	162	140	97	10x18	18,6
SU195AV	129	190	222	160	140	98	10x18	20,5
SU195C	154	180	222	190	140	125	10x18	25,7
SU231B	160	210	250	210	160	130	12x18	35,4
SU231C	180	210	250	230	160	150	12x18	41,4



Technical specifications

- Input voltage: 230-250 V
400-415-440 V
440-660-690 V
- Frequency: 47-63 Hz
- Output voltage: 230 V
115 V
- According to: EN61558-2-4
- Test/insulating voltage: 4/5,2kV AC RMS
- Construction class: I
- Insulation class: B (130°C)
- Ambient temp. (t_a): 45°C
- Degree of protection: IP00

Wiring diagram



- Information on losses and short-circuit currents on page I-18 & I-19

Type	Voltage Sec. (V)	Current Sec. (A)	Power (VA)	Art. no.
230-250/115 V				
SU78A-230115	115	0,5	60	3-061-100599
SU84B-230115	115	1,0	110	3-061-100390
SU96B-230115	115	1,4	160	3-061-096115
SU96C-230115	115	1,9	220	3-060-100391
SUI20B-230115	115	3,5	400	3-060-100392
SUI20C-230115	115	4,3	500	3-061-120115
SUI50B-230115	115	6,1	700	3-060-100393
SUI50C-230115	115	8,7	1000	3-060-100395
SUI74C-230115	115	13,9	1600	3-060-174010
SUI95C-230115	115	20,9	2400	3-060-195010
SU231C-230115	115	26,1	3600	3-061-231050
230-250/230 V				
SU66A-230230	230	0,2	35	3-061-060230
SU78A-230230	230	0,3	60	3-061-100500
SU78B-230230	230	0,4	80	3-061-078230
SU84B-230230	230	0,5	110	3-060-100566
SU96B-230230	230	0,7	160	3-061-096230
SU96C-230230	230	1,0	220	3-060-100567
SUI20B-230230	230	1,5	400	3-061-120560
SUI20C-230230	230	2,2	500	3-060-120010
SUI50B-230230	230	3,0	700	3-060-100681
SUI50C-230230	230	4,4	1000	3-060-100682
SUI74C-230230	230	6,9	1600	3-060-174020
SUI95C-230230	230	10,4	2400	3-060-195020
SU231C-230230	230	15,7	3600	3-060-231010
400-415-440/115 V				
SUI20C-400115	115	4,3	500	3-061-120415
SUI50B-400115	115	6,09	700	3-061-150550
SUI74C-400115	115	14	1600	3-061-174115
400-415-440/230 V				
SU60A-400230	230	0,1	25	3-061-060520
SU96B-400230	230		160	3-061-096523
SUI20B-400230	230	1,7	400	3-060-120030
SUI20C-400230	230	2,2	500	3-060-150020
SUI50B-400230	230	3	700	3-060-100690
SUI50C-400230	230	4,4	1000	3-060-100700
SUI74C-400230	230	7	1600	3-060-174030
SUI95AV-400230	230	10	2000	3-061-000112
SUI95C-400230	230	10,4	2400	3-060-195030
SU231C-400230	230	15,6	3600	3-060-231020
440-660-690/230 V				
SUI20C-660230	230	2,2	500	3-060-120040
SUI50B-660230	230	3	700	3-061-150580
SUI50C-660230	230	4,4	1000	3-060-150030
660-690/230 V				
SUI74C-660230	230	6,9	1600	3-061-174590
SUI95C-660230	230	10,4	2400	3-061-195040
SU231C-660230	230	15,6	3600	3-061-231010